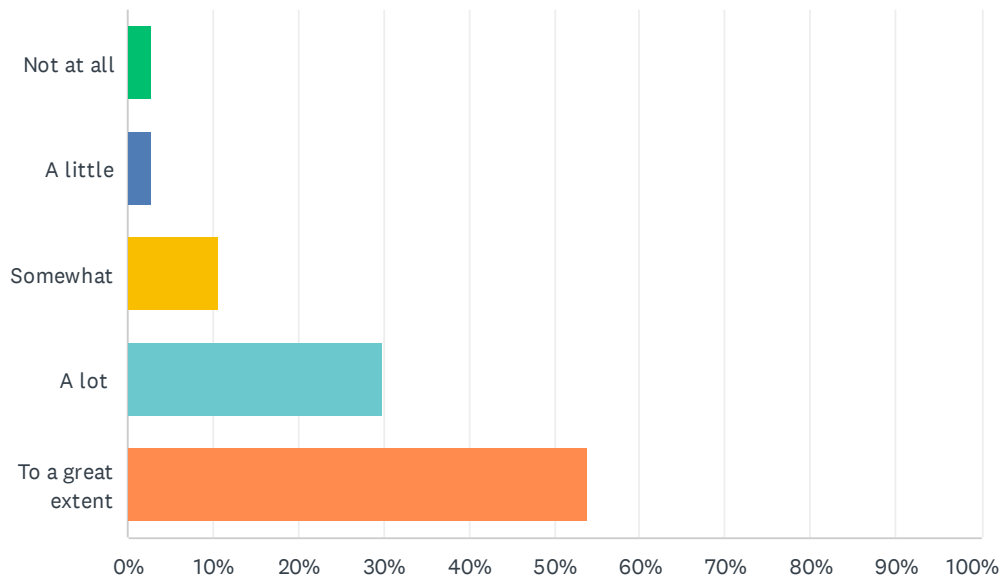


# Q1 To what extent does the Tewksbury Police Department develop relationships with community members (e.g., residents, organizations, and groups)?

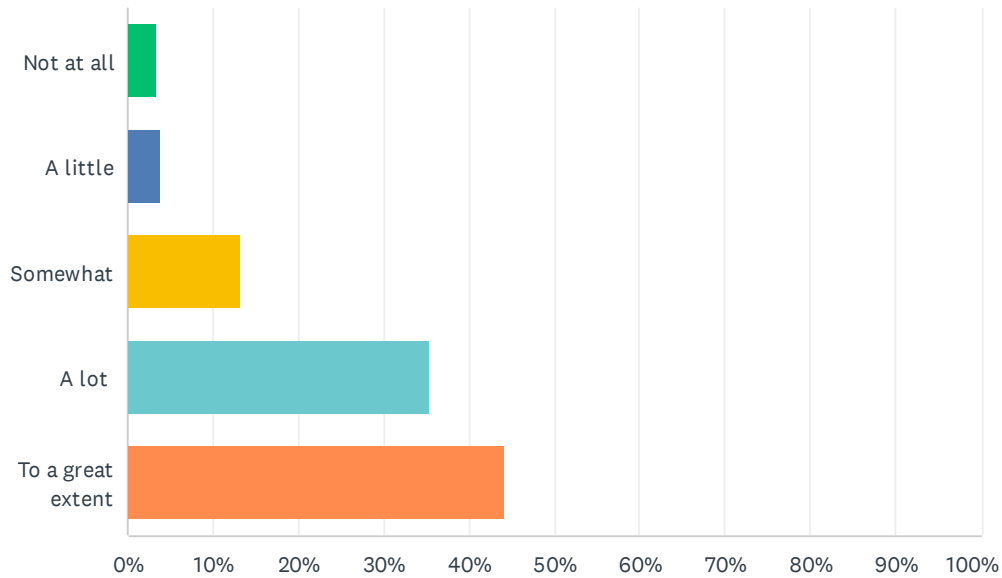
Answered: 335 Skipped: 0



ANSWER CHOICES	RESPONSES	
Not at all	2.69%	9
A little	2.69%	9
Somewhat	10.75%	36
A lot	29.85%	100
To a great extent	54.03%	181
TOTAL		335

## Q2 To what extent does the Tewksbury Police Department regularly communicate with community members (e.g., websites, e-mails, or public meetings)?

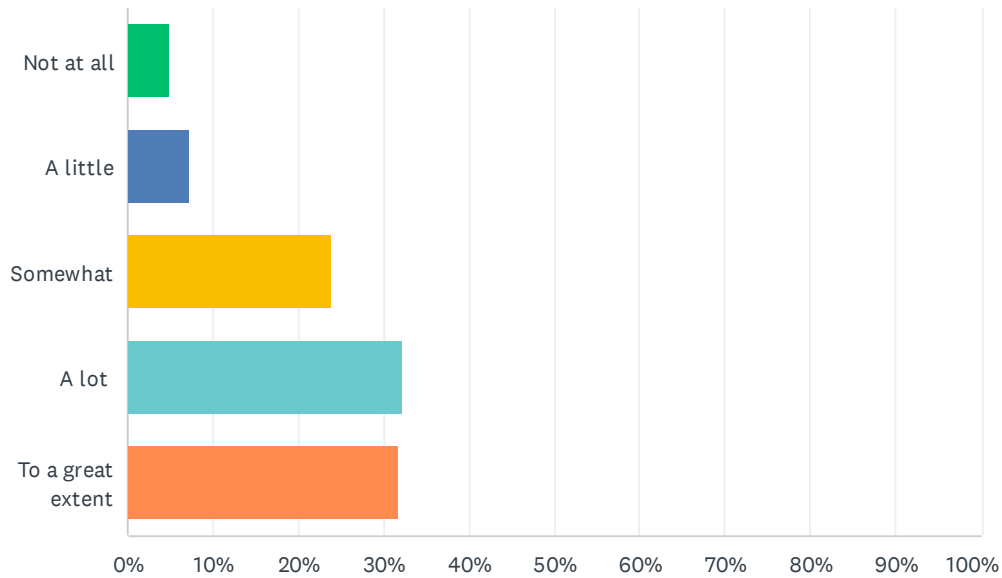
Answered: 331 Skipped: 4



ANSWER CHOICES	RESPONSES	
Not at all	3.32%	11
A little	3.93%	13
Somewhat	13.29%	44
A lot	35.35%	117
To a great extent	44.11%	146
TOTAL		331

### Q3 To what extent does the Tewksbury Police Department make it easy for community members to provide input (e.g., comments, suggestions, and concerns)?

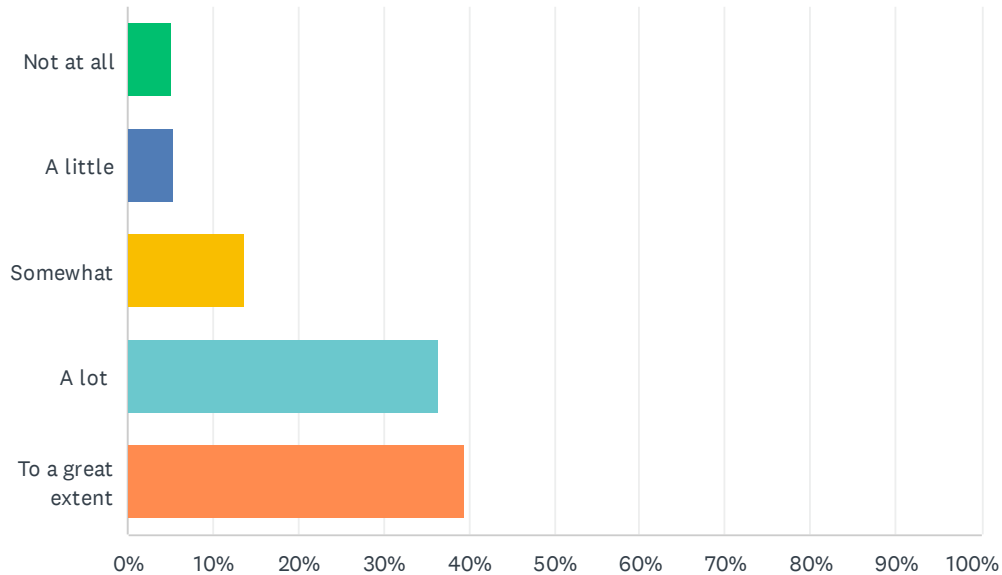
Answered: 327    Skipped: 8



ANSWER CHOICES	RESPONSES	
Not at all	4.89%	16
A little	7.34%	24
Somewhat	23.85%	78
A lot	32.11%	105
To a great extent	31.80%	104
TOTAL		327

## Q4 To what extent does the Tewksbury Police Department work together with community members to solve local problems?

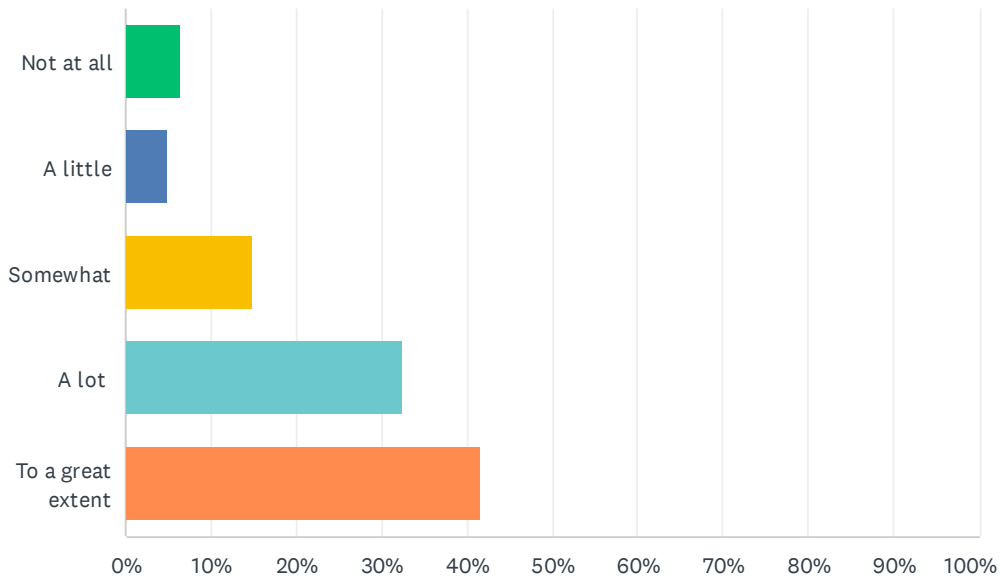
Answered: 332 Skipped: 3



ANSWER CHOICES	RESPONSES	
Not at all	5.12%	17
A little	5.42%	18
Somewhat	13.55%	45
A lot	36.45%	121
To a great extent	39.46%	131
TOTAL		332

**Q5 Community policing involves officers in the Tewksbury Police Department working with the community to address the causes of crime in an effort to reduce the problems themselves through a wide range of activities. Based on this definition, to what extent do you think the Tewksbury Police Department practices community policing?**

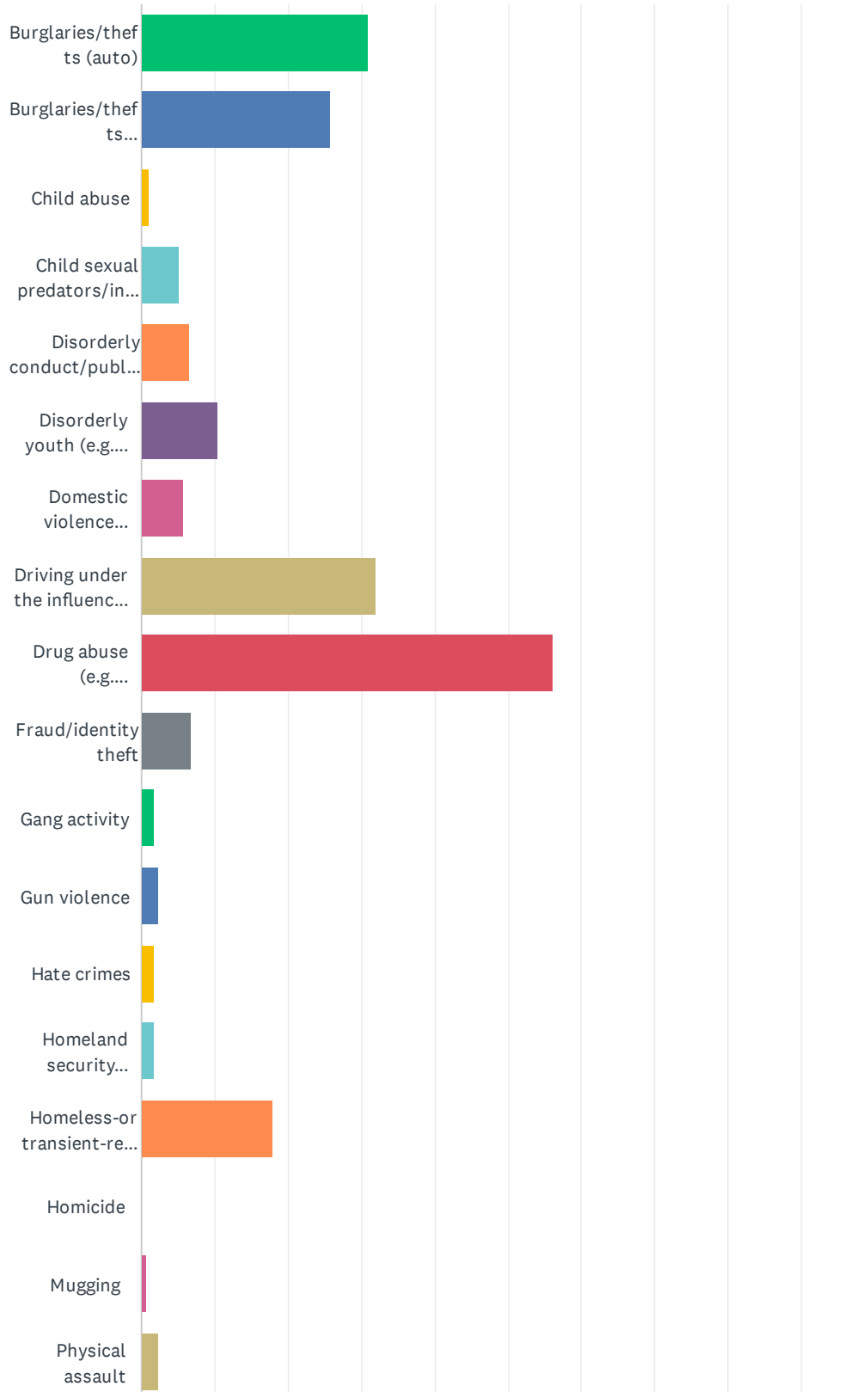
Answered: 330 Skipped: 5



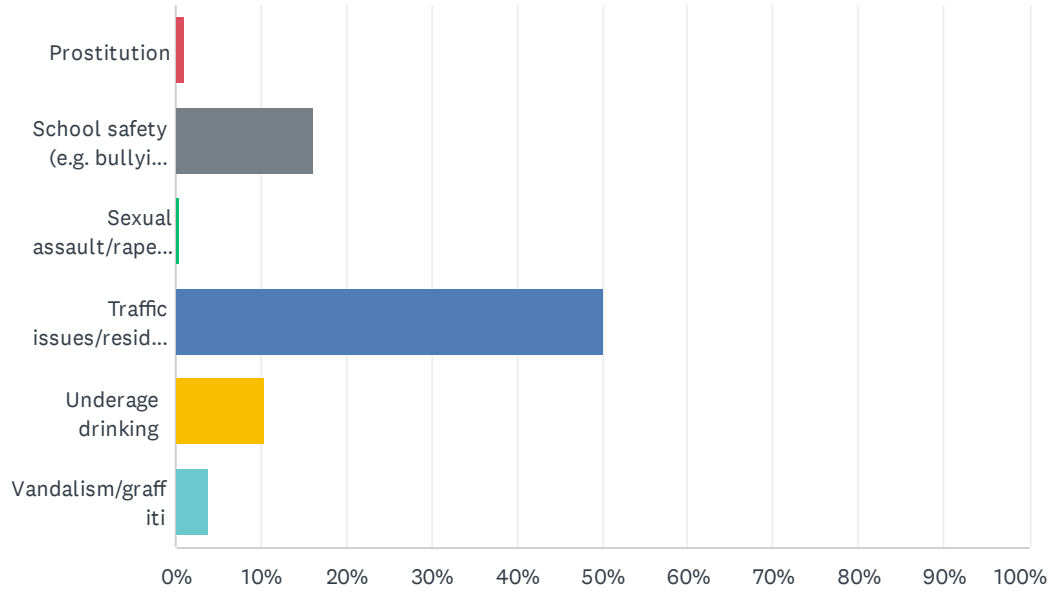
ANSWER CHOICES	RESPONSES	
Not at all	6.36%	21
A little	4.85%	16
Somewhat	14.85%	49
A lot	32.42%	107
To a great extent	41.52%	137
TOTAL		330

## Q6 Please select the three (3) issues you think are the greatest problems within your community.

Answered: 307 Skipped: 28



## Tewksbury Police Department Community Survey

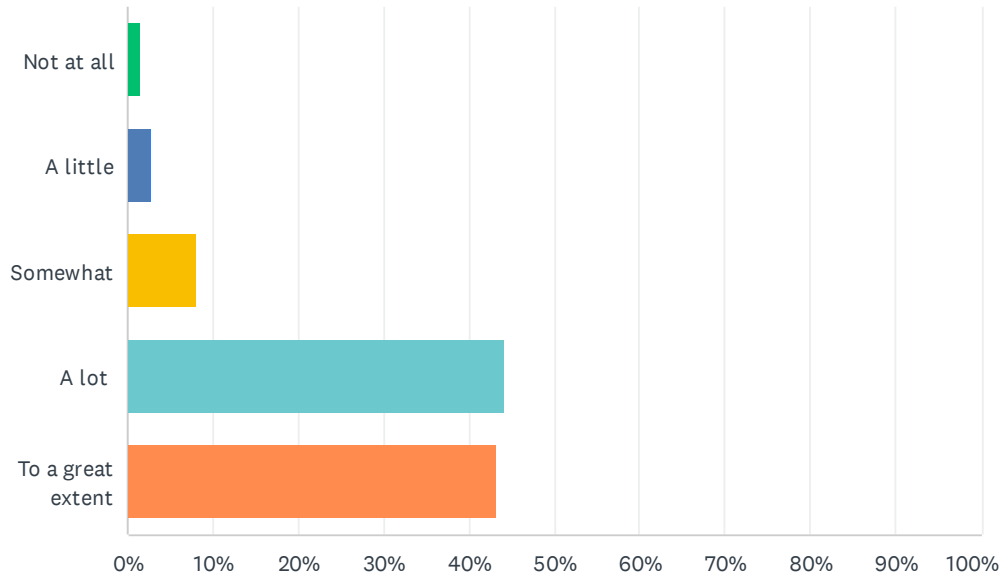


# Tewksbury Police Department Community Survey

ANSWER CHOICES	RESPONSES	
Burglaries/thefts (auto)	30.94%	95
Burglaries/thefts (residential)	25.73%	79
Child abuse	0.98%	3
Child sexual predators/internet safety	5.21%	16
Disorderly conduct/public intoxication/noise violations	6.51%	20
Disorderly youth (e.g. cruising or gathering)	10.42%	32
Domestic violence (adult)	5.86%	18
Driving under the influence (i.e. alcohol or drugs)	31.92%	98
Drug abuse (e.g. manufacture, sale, or use of illegal/prescription drugs)	56.03%	172
Fraud/identity theft	6.84%	21
Gang activity	1.63%	5
Gun violence	2.28%	7
Hate crimes	1.63%	5
Homeland security problems	1.63%	5
Homeless-or transient-related problems (panhandling)	17.92%	55
Homicide	0.00%	0
Mugging	0.65%	2
Physical assault	2.28%	7
Prostitution	0.98%	3
School safety (e.g. bullying, fighting, or weapons)	16.29%	50
Sexual assault/rape (adult)	0.33%	1
Traffic issues/residential speeding	50.16%	154
Underage drinking	10.42%	32
Vandalism/graffiti	3.91%	12
Total Respondents: 307		

## Q7 To what extent do you feel safe in your community when you are outside alone during the day?

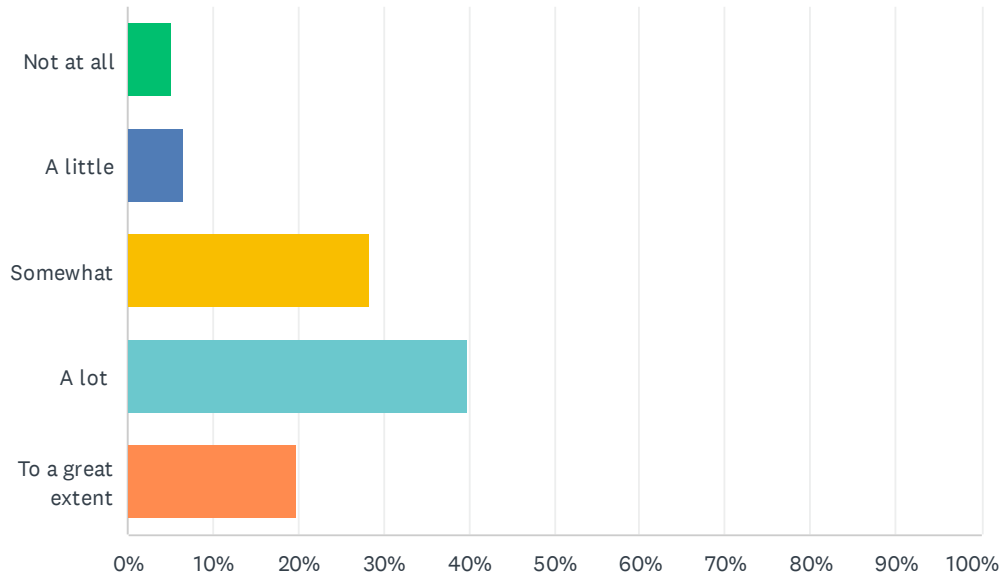
Answered: 317 Skipped: 18



ANSWER CHOICES	RESPONSES	
Not at all	1.58%	5
A little	2.84%	9
Somewhat	8.20%	26
A lot	44.16%	140
To a great extent	43.22%	137
TOTAL		317

## Q8 To what extent do you feel safe in your community when you are outside alone at night?

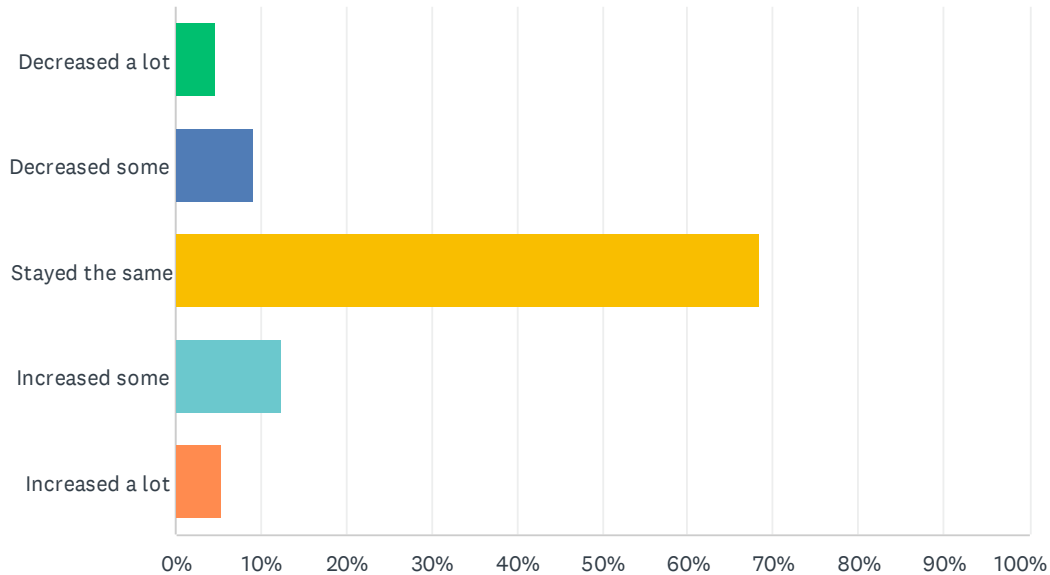
Answered: 313 Skipped: 22



ANSWER CHOICES	RESPONSES	
Not at all	5.11%	16
A little	6.71%	21
Somewhat	28.43%	89
A lot	39.94%	125
To a great extent	19.81%	62
TOTAL		313

## Q9 Over the last 12 months, to what extent have your feelings of safety in your community increased, decreased, or stayed the same?

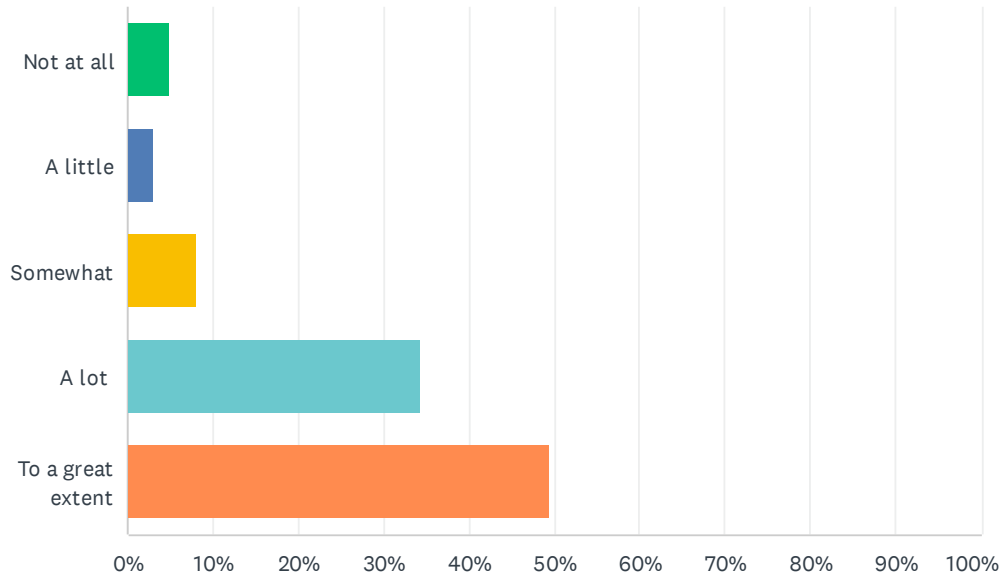
Answered: 316 Skipped: 19



ANSWER CHOICES	RESPONSES	
Decreased a lot	4.75%	15
Decreased some	9.18%	29
Stayed the same	68.35%	216
Increased some	12.34%	39
Increased a lot	5.38%	17
TOTAL		316

## Q10 To what extent do officers in the Tewksbury Police Department treat people fairly?

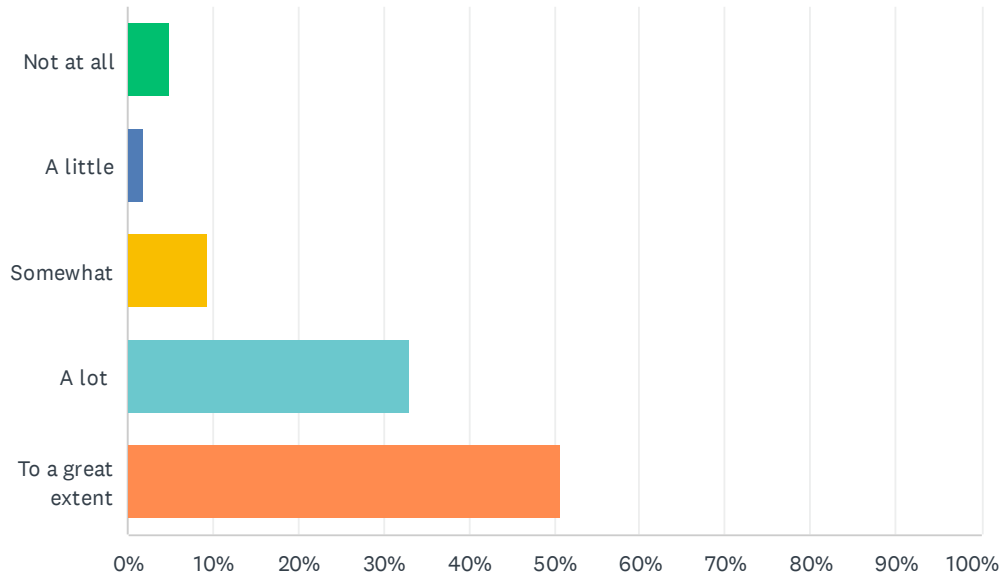
Answered: 305 Skipped: 30



ANSWER CHOICES	RESPONSES	
Not at all	4.92%	15
A little	2.95%	9
Somewhat	8.20%	25
A lot	34.43%	105
To a great extent	49.51%	151
TOTAL		305

## Q11 To what extent do officers in the Tewksbury Police Department show concern for community members?

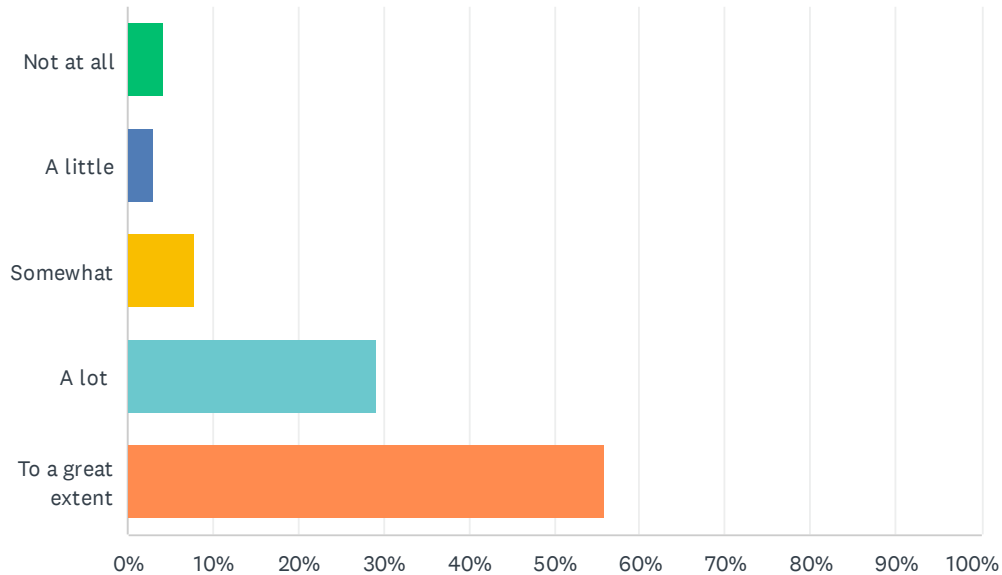
Answered: 308 Skipped: 27



ANSWER CHOICES	RESPONSES	
Not at all	4.87%	15
A little	1.95%	6
Somewhat	9.42%	29
A lot	33.12%	102
To a great extent	50.65%	156
TOTAL		308

## Q12 To what extent are officers in the Tewksbury Police Department respectful?

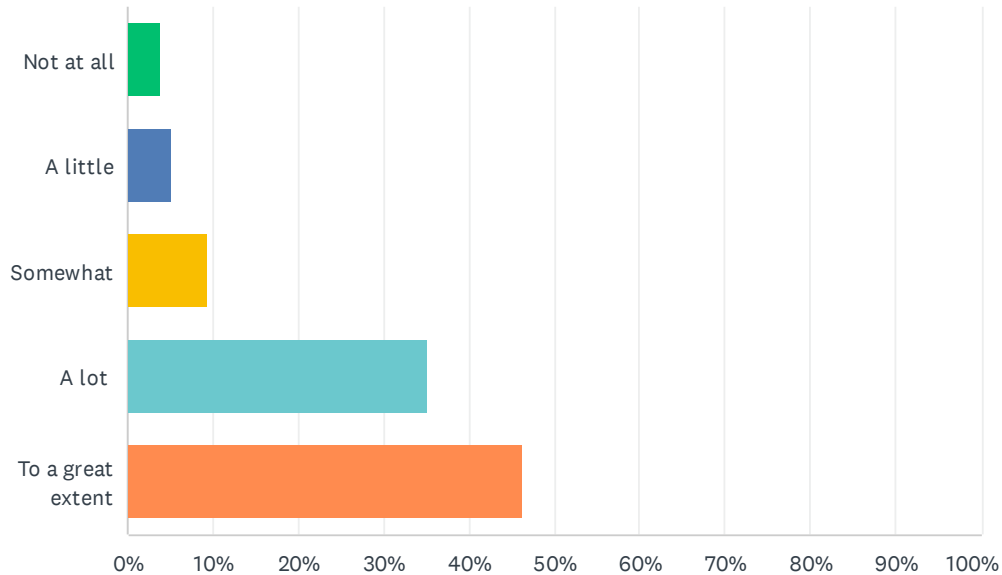
Answered: 308 Skipped: 27



ANSWER CHOICES	RESPONSES	
Not at all	4.22%	13
A little	2.92%	9
Somewhat	7.79%	24
A lot	29.22%	90
To a great extent	55.84%	172
TOTAL		308

## Q13 To what extent is the Tewksbury Police Department responsive to the concerns of community members?

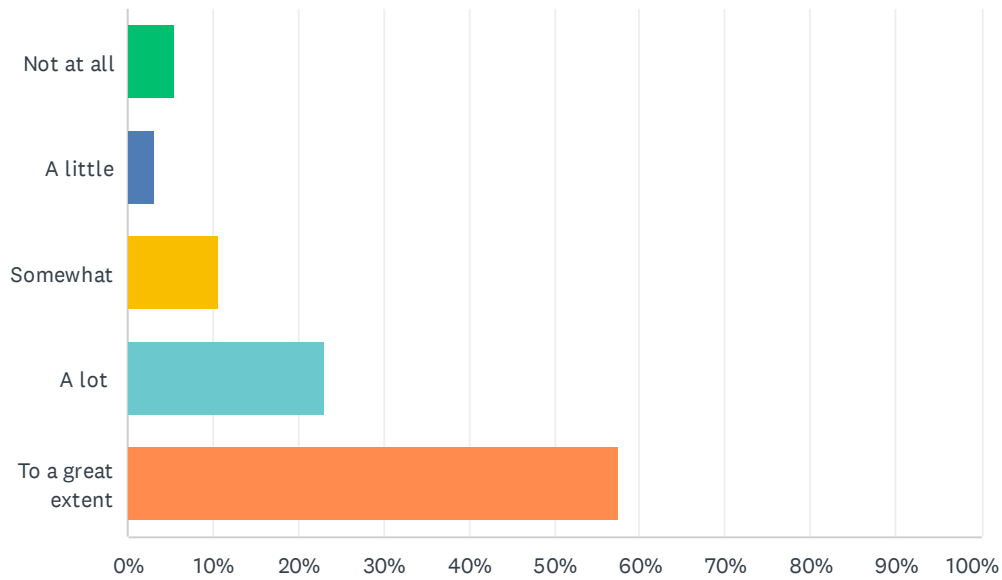
Answered: 307 Skipped: 28



ANSWER CHOICES	RESPONSES	
Not at all	3.91%	12
A little	5.21%	16
Somewhat	9.45%	29
A lot	35.18%	108
To a great extent	46.25%	142
TOTAL		307

## Q14 To what extent do you trust your law enforcement agency?

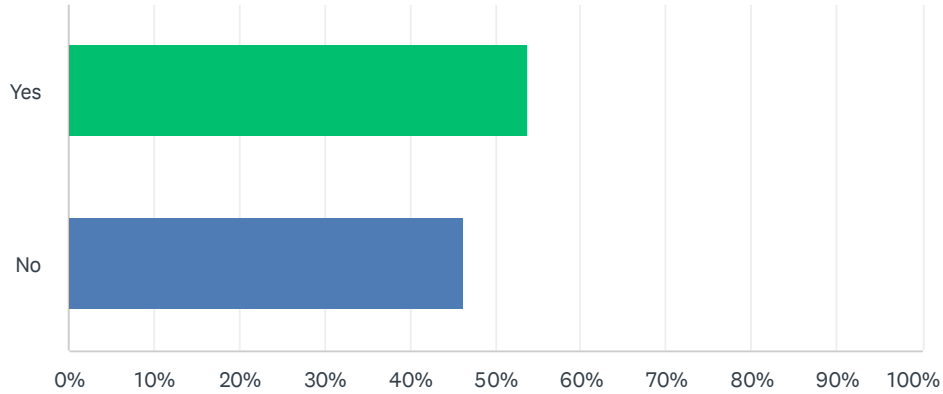
Answered: 309 Skipped: 26



ANSWER CHOICES	RESPONSES	
Not at all	5.50%	17
A little	3.24%	10
Somewhat	10.68%	33
A lot	22.98%	71
To a great extent	57.61%	178
TOTAL		309

## Q15 Have you had contact with an officer in the Tewksbury Police Department during the past 12 months?

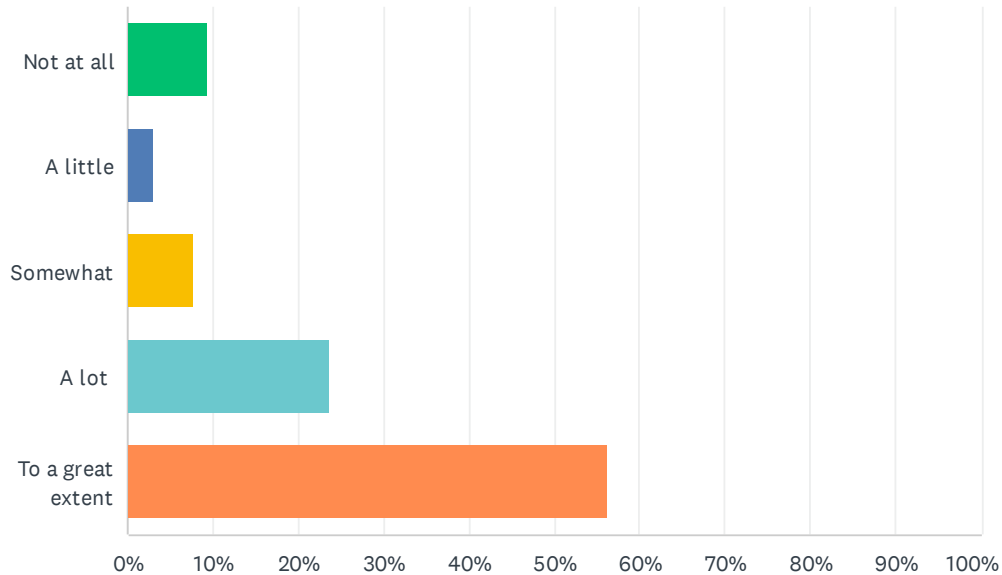
Answered: 309 Skipped: 26



ANSWER CHOICES	RESPONSES	
Yes	53.72%	166
No	46.28%	143
TOTAL		309

## Q16 During your encounter with the officer, to what extent did the officer sufficiently explain his or her actions and procedures?

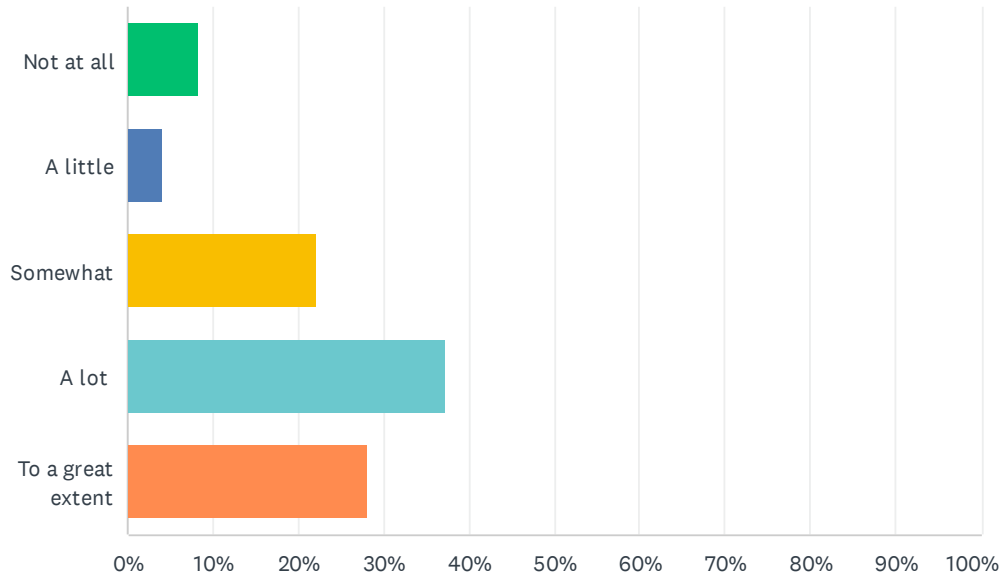
Answered: 169 Skipped: 166



ANSWER CHOICES	RESPONSES	
Not at all	9.47%	16
A little	2.96%	5
Somewhat	7.69%	13
A lot	23.67%	40
To a great extent	56.21%	95
TOTAL		169

## Q17 To what extent is the Tewksbury Police Department addressing the problems that really concern you?

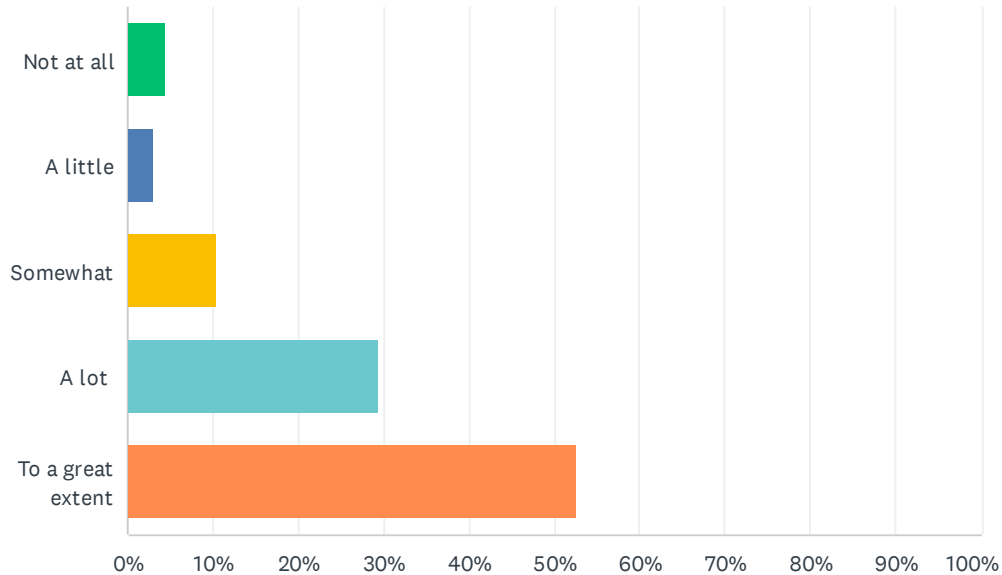
Answered: 301 Skipped: 34



ANSWER CHOICES	RESPONSES	
Not at all	8.31%	25
A little	3.99%	12
Somewhat	22.26%	67
A lot	37.21%	112
To a great extent	28.24%	85
TOTAL		301

## Q18 To what extent are you satisfied with the overall performance of the Tewksbury Police Department?

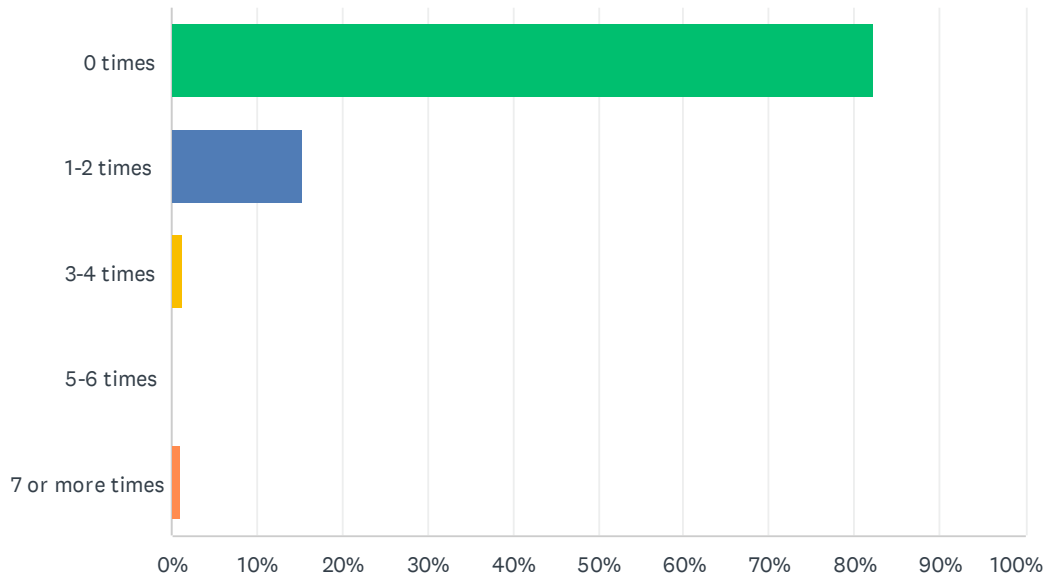
Answered: 306 Skipped: 29



ANSWER CHOICES	RESPONSES	
Not at all	4.58%	14
A little	2.94%	9
Somewhat	10.46%	32
A lot	29.41%	90
To a great extent	52.61%	161
TOTAL		306

## Q19 How many times in the past 12 months have you had contact with the Tewksbury Police Department for traffic issues (e.g., citation, warning, or vehicle crash)?

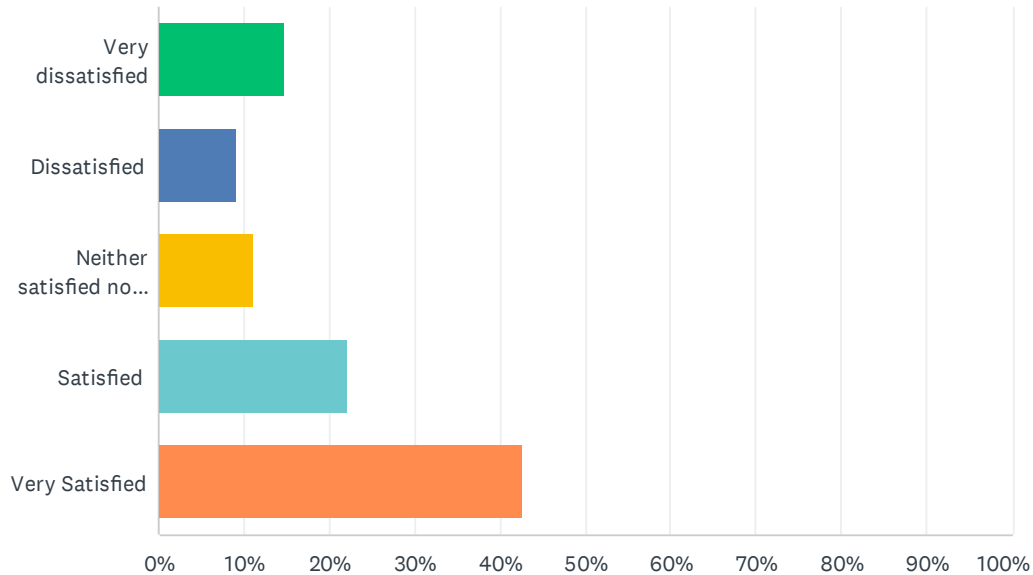
Answered: 305 Skipped: 30



ANSWER CHOICES	RESPONSES	
0 times	82.30%	251
1-2 times	15.41%	47
3-4 times	1.31%	4
5-6 times	0.00%	0
7 or more times	0.98%	3
TOTAL		305

## Q20 To what extent are you satisfied with your interaction(s) with your law enforcement agency for traffic issues?

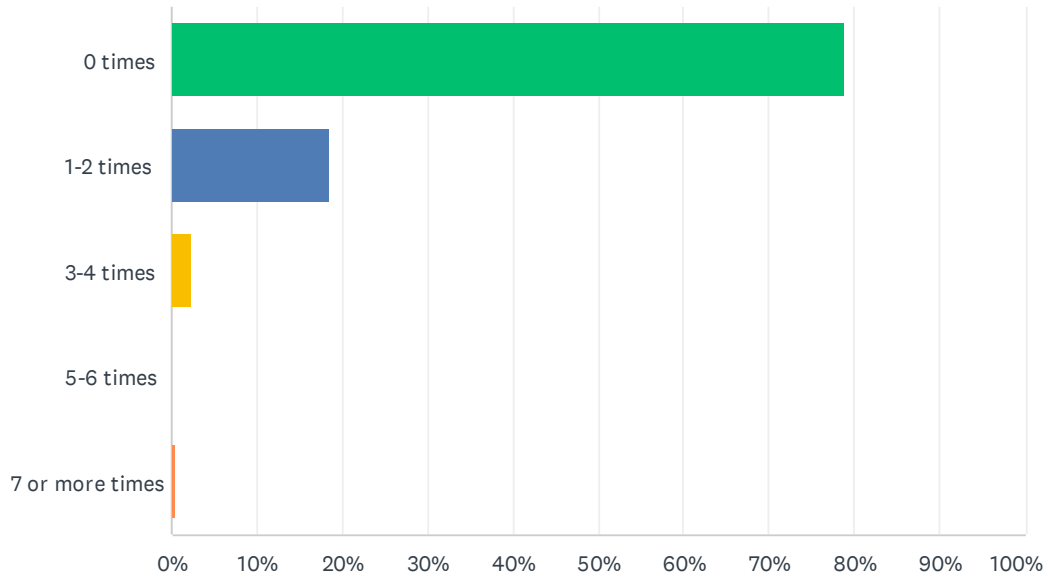
Answered: 54 Skipped: 281



ANSWER CHOICES	RESPONSES	
Very dissatisfied	14.81%	8
Dissatisfied	9.26%	5
Neither satisfied nor dissatisfied	11.11%	6
Satisfied	22.22%	12
Very Satisfied	42.59%	23
TOTAL		54

## Q21 How many times in the past 12 months have you had contact with the Tewksbury Police Department for 911 emergency calls?

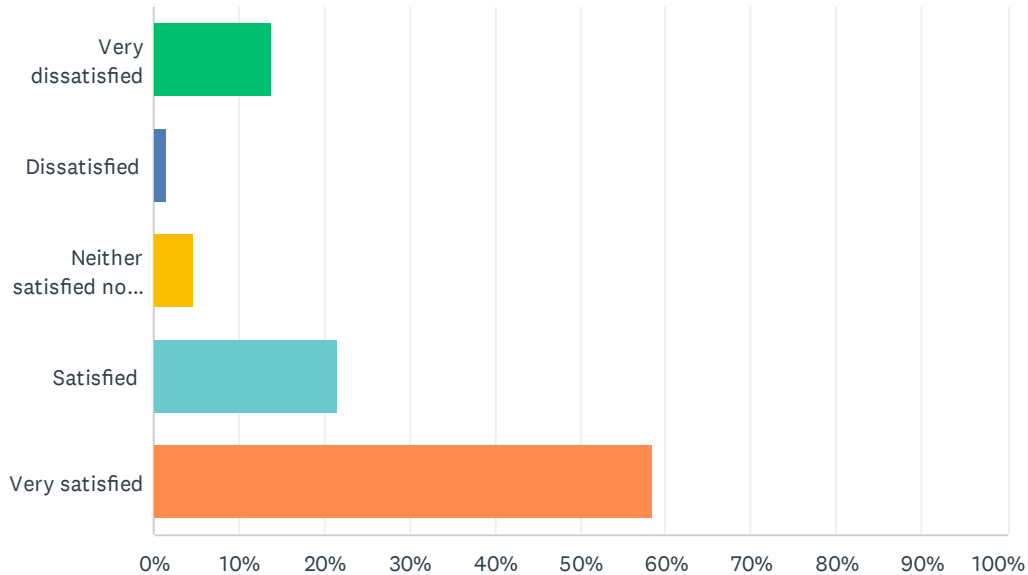
Answered: 303 Skipped: 32



ANSWER CHOICES	RESPONSES	
0 times	78.88%	239
1-2 times	18.48%	56
3-4 times	2.31%	7
5-6 times	0.00%	0
7 or more times	0.33%	1
TOTAL		303

## Q22 To what extent are you satisfied with your interaction(s) with the Tewksbury Police Department for 911 emergency calls?

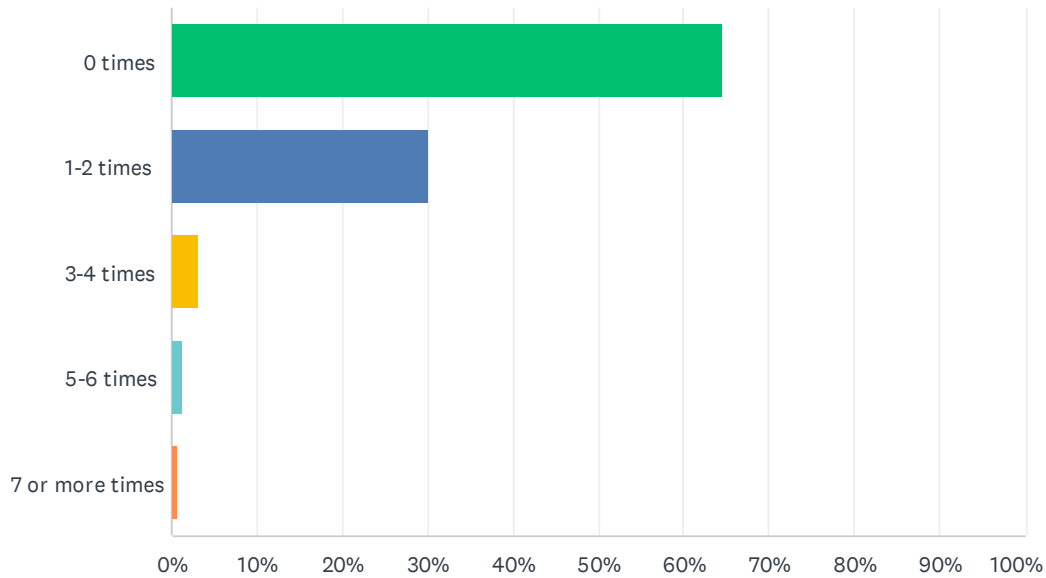
Answered: 65   Skipped: 270



ANSWER CHOICES	RESPONSES	
Very dissatisfied	13.85%	9
Dissatisfied	1.54%	1
Neither satisfied nor dissatisfied	4.62%	3
Satisfied	21.54%	14
Very satisfied	58.46%	38
TOTAL		65

## Q23 How many times in the past 12 months have you had contact with the Tewksbury Police Department for non-emergency calls (e.g., to report a crime or suspicious activity)?

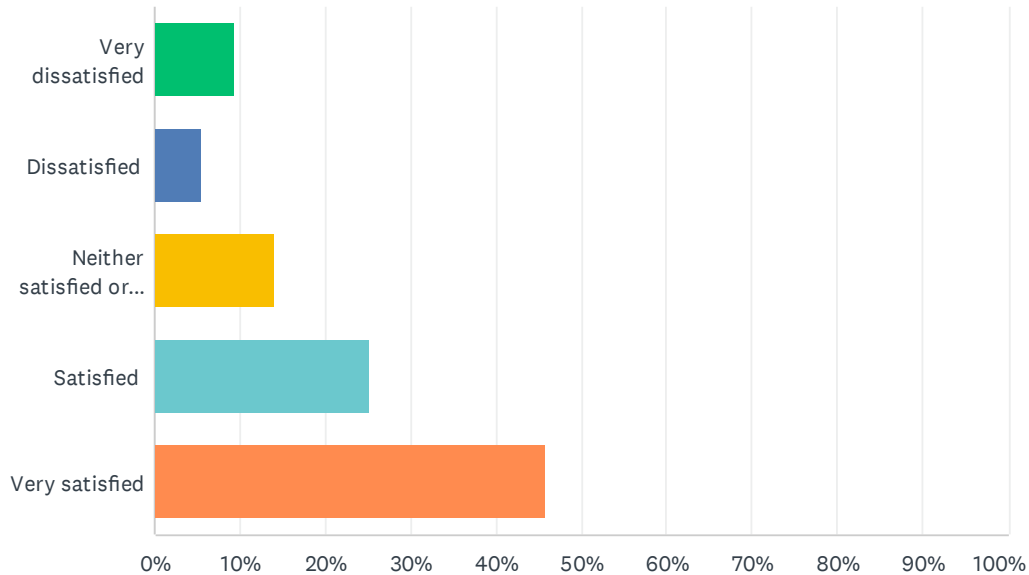
Answered: 303 Skipped: 32



ANSWER CHOICES	RESPONSES	
0 times	64.69%	196
1-2 times	30.03%	91
3-4 times	3.30%	10
5-6 times	1.32%	4
7 or more times	0.66%	2
TOTAL		303

## Q24 To what extent are you satisfied with your interaction(s) with the Tewksbury Police Department for non-emergency calls?

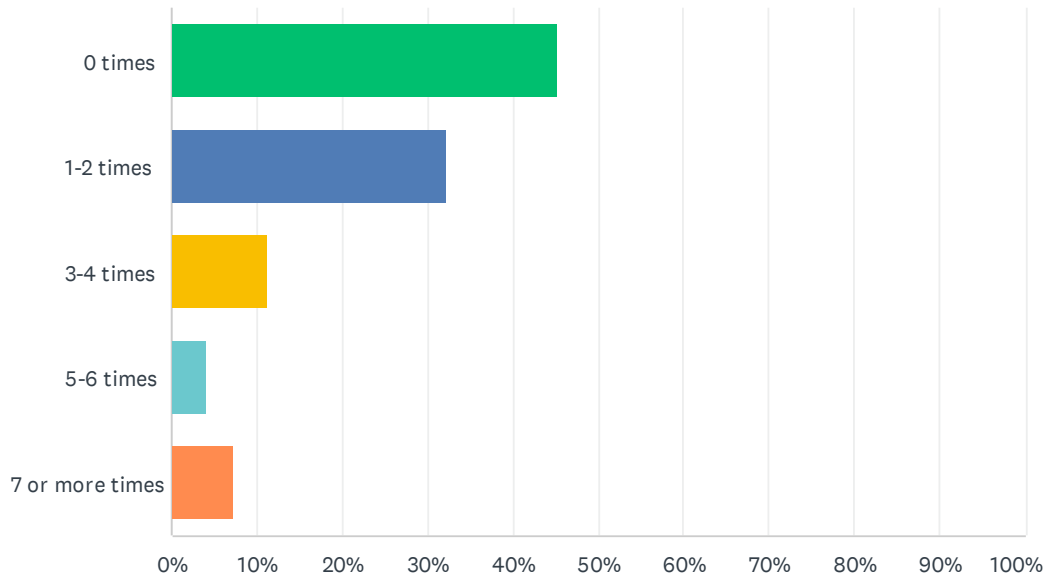
Answered: 107   Skipped: 228



ANSWER CHOICES	RESPONSES	
Very dissatisfied	9.35%	10
Dissatisfied	5.61%	6
Neither satisfied or dissatisfied	14.02%	15
Satisfied	25.23%	27
Very satisfied	45.79%	49
TOTAL		107

**Q25 How many times in the past 12 months have you had contact with the Tewksbury Police Department for other contacts or interactions (e.g., attend a community meeting or talk to an officer on patrol)?**

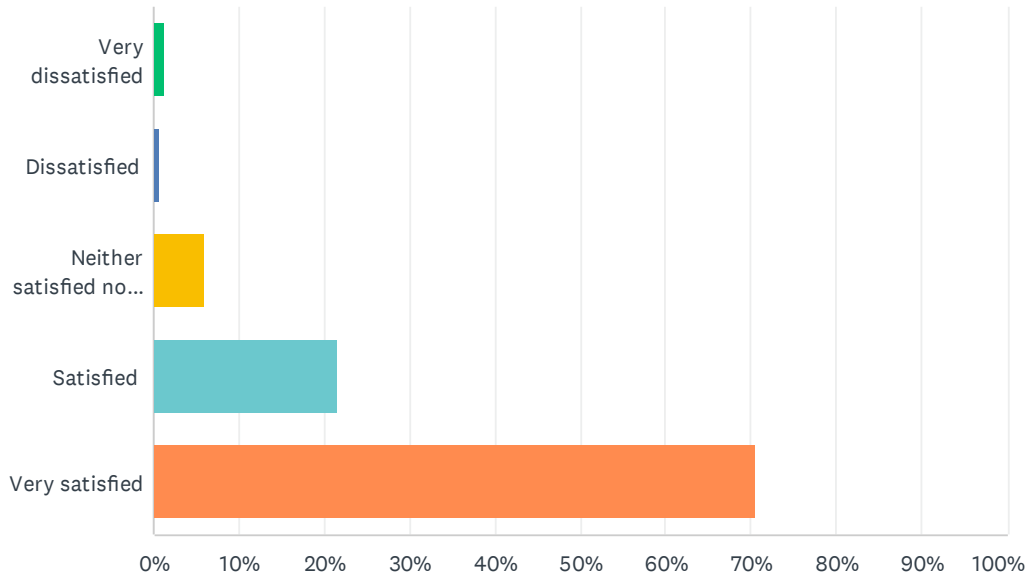
Answered: 301 Skipped: 34



ANSWER CHOICES	RESPONSES	
0 times	45.18%	136
1-2 times	32.23%	97
3-4 times	11.30%	34
5-6 times	3.99%	12
7 or more times	7.31%	22
TOTAL		301

## Q26 To what extent are you satisfied with your interaction(s) with the Tewksbury Police Department for other contacts or interactions?

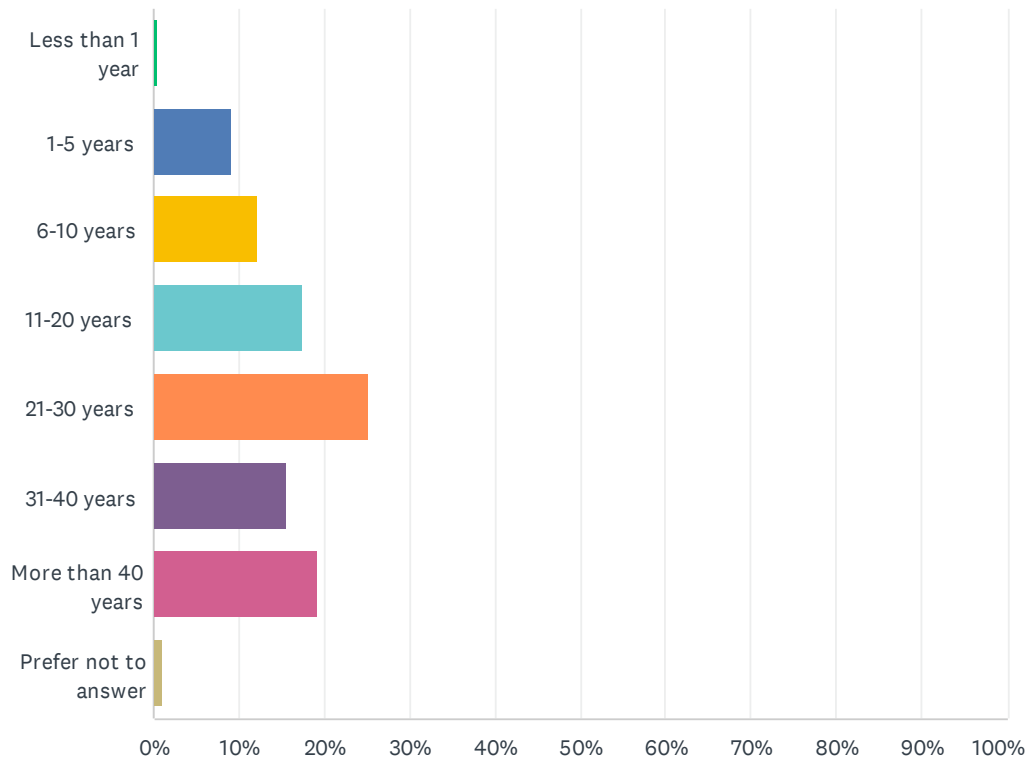
Answered: 167 Skipped: 168



ANSWER CHOICES	RESPONSES	
Very dissatisfied	1.20%	2
Dissatisfied	0.60%	1
Neither satisfied nor dissatisfied	5.99%	10
Satisfied	21.56%	36
Very satisfied	70.66%	118
TOTAL		167

## Q27 About how many years have you lived in Tewksbury?

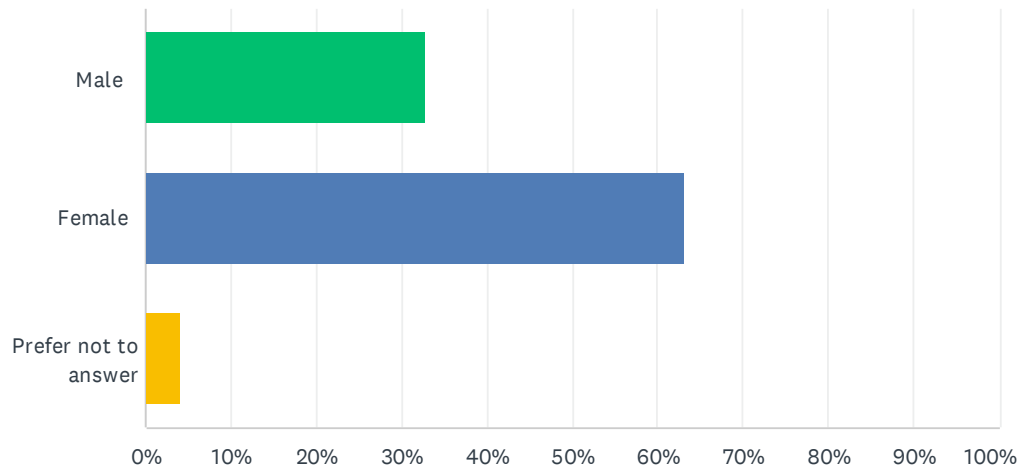
Answered: 297 Skipped: 38



ANSWER CHOICES	RESPONSES	
Less than 1 year	0.34%	1
1-5 years	9.09%	27
6-10 years	12.12%	36
11-20 years	17.51%	52
21-30 years	25.25%	75
31-40 years	15.49%	46
More than 40 years	19.19%	57
Prefer not to answer	1.01%	3
<b>TOTAL</b>		<b>297</b>

## Q28 What is your gender?

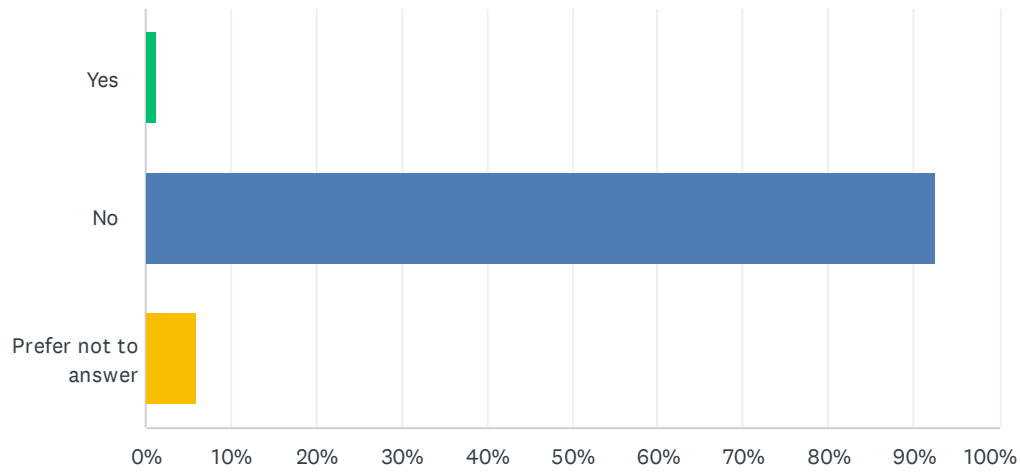
Answered: 293 Skipped: 42



ANSWER CHOICES	RESPONSES	
Male	32.76%	96
Female	63.14%	185
Prefer not to answer	4.10%	12
TOTAL		293

## Q29 Are you Hispanic or Latino?

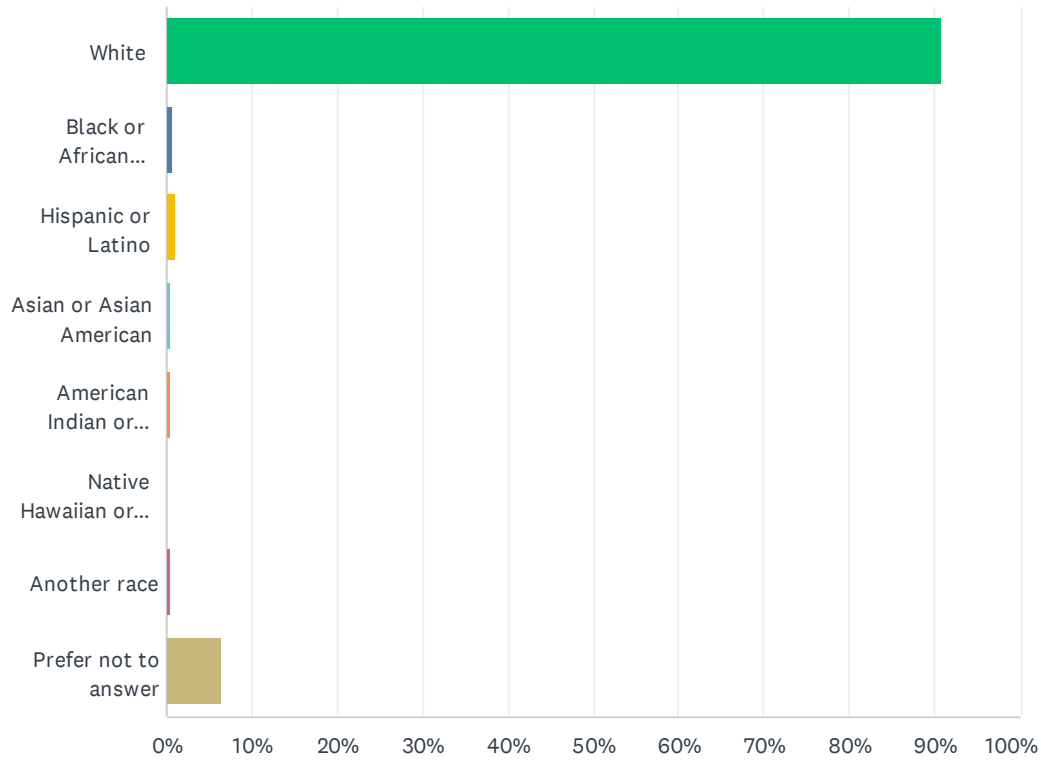
Answered: 297   Skipped: 38



ANSWER CHOICES	RESPONSES	
Yes	1.35%	4
No	92.59%	275
Prefer not to answer	6.06%	18
TOTAL		297

## Q30 What is your race?

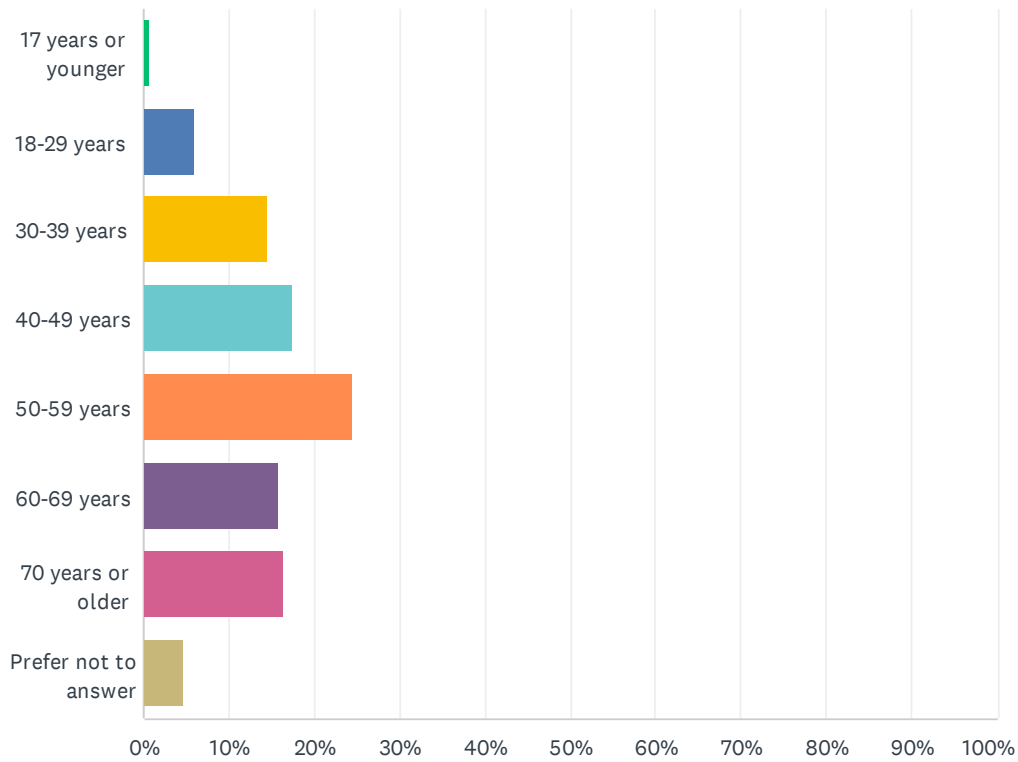
Answered: 296 Skipped: 39



ANSWER CHOICES	RESPONSES	
White	90.88%	269
Black or African American	0.68%	2
Hispanic or Latino	1.01%	3
Asian or Asian American	0.34%	1
American Indian or Alaska Native	0.34%	1
Native Hawaiian or other Pacific Islander	0.00%	0
Another race	0.34%	1
Prefer not to answer	6.42%	19
<b>TOTAL</b>		<b>296</b>

## Q31 What is your age group?

Answered: 298 Skipped: 37



ANSWER CHOICES	RESPONSES	
17 years or younger	0.67%	2
18-29 years	6.04%	18
30-39 years	14.43%	43
40-49 years	17.45%	52
50-59 years	24.50%	73
60-69 years	15.77%	47
70 years or older	16.44%	49
Prefer not to answer	4.70%	14
TOTAL		298